






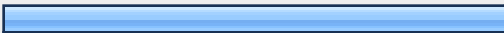







NTN Parent Survey



1. Please fill out a different survey for each child. In what practice group was your child in last summer?			Response Percent	Response Count
Bronze			21.7%	26
Silver			19.2%	23
Gold			11.7%	14
Platinum			18.3%	22
Senior 1 Prep			14.2%	17
Senior 2			2.5%	3
Senior 1			12.5%	15
			<i>answered question</i>	120
			<i>skipped question</i>	2




2. There is sufficient communication from the coaching staff.			Response Percent	Response Count
Yes			77.5%	79
No			22.5%	23
			<i>answered question</i>	102
			<i>skipped question</i>	20



3. There is sufficient communication from the Parent Club.			
		Response Percent	Response Count
Yes		64.4%	65
No		35.6%	36
		<i>answered question</i>	101
		<i>skipped question</i>	21




4. There is sufficient communication from the Front Office.			
		Response Percent	Response Count
Yes		94.2%	98
No		5.8%	6
		<i>answered question</i>	104
		<i>skipped question</i>	18



5. The team effectively communicates on these topics:			
	Yes	No	Response Count
Meet Information	94.2% (98)	5.8% (6)	104
Meet Sign-ups	95.2% (99)	4.8% (5)	104
Meet Results	82.5% (85)	17.5% (18)	103
Meet Schedule	94.2% (98)	5.8% (6)	104
Practice Group Requirements	87.5% (91)	12.5% (13)	104
Practice Group Assignments	90.4% (94)	9.6% (10)	104
Practice Schedule	95.1% (98)	4.9% (5)	103
Practice Adjustments	91.3% (94)	8.7% (9)	103
Practice Expectations	79.6% (82)	20.4% (21)	103
Team Rules (Team Discipline Plan)	79.2% (80)	20.8% (21)	101
	<i>answered question</i>		104
	<i>skipped question</i>		18




6. I am familiar with the Nadadores Nation newsletter.			
		Response Percent	Response Count
Yes		94.2%	98
No		5.8%	6
	<i>answered question</i>		104
	<i>skipped question</i>		18



7. The information in the newsletter is effective.			
		Response Percent	Response Count
Yes		91.2%	93
No		3.9%	4
I am unfamiliar with the newsletter.		4.9%	5
<i>answered question</i>			102
<i>skipped question</i>			20




8. I am aware of the NTN website.			
		Response Percent	Response Count
Yes		89.4%	93
No		10.6%	11
<i>answered question</i>			104
<i>skipped question</i>			18



9. The NTN website is effective.			
		Response Percent	Response Count
Yes		47.0%	47
No		42.0%	42
I am unaware of the NTN website.		11.0%	11
<i>answered question</i>			100
<i>skipped question</i>			22



10. I am familiar with Nadadore Notes.			
		Response Percent	Response Count
Yes		95.1%	98
No		4.9%	5
		<i>answered question</i>	103
		<i>skipped question</i>	19



11. The Nadadore Notes information is effective.			
		Response Percent	Response Count
Yes		92.1%	93
No		3.0%	3
I am unfamiliar with Nadadore Notes.		5.0%	5
		<i>answered question</i>	101
		<i>skipped question</i>	21

12. I am familiar with the CISD Aquatics Center website.			
		Response Percent	Response Count
Yes		91.1%	92
No		8.9%	9
		<i>answered question</i>	101
		<i>skipped question</i>	21



13. The CISD Aquatics Center website is effective.			
		Response Percent	Response Count
Yes		71.0%	71
No		19.0%	19
I am unfamiliar with the Aquatics Center website.		10.0%	10
<i>answered question</i>			100
<i>skipped question</i>			22



14. I am aware of the NTN organizational goals.			
		Response Percent	Response Count
Yes		53.4%	55
No		46.6%	48
<i>answered question</i>			103
<i>skipped question</i>			19



15. I know the front office staff hours.			
		Response Percent	Response Count
Yes		72.8%	75
No		27.2%	28
<i>answered question</i>			103
<i>skipped question</i>			19



16. The front office staff answers my questions in a timely manner.			
		Response Percent	Response Count
Yes		98.0%	99
No		2.0%	2
		answered question	101
		skipped question	21



17. Comments on Communication:		
		Response Count
		36
		answered question
		skipped question
		86



18. I am aware of the NTN Parent Club.			
		Response Percent	Response Count
Yes		98.0%	99
No		2.0%	2
		answered question	101
		skipped question	21



19. I understand the Parent Club coordinates volunteer activities.			
		Response Percent	Response Count
Yes		92.1%	93
No		7.9%	8
<i>answered question</i>			101
<i>skipped question</i>			21



20. I am aware how to volunteer.			
		Response Percent	Response Count
Yes		83.0%	83
No		17.0%	17
<i>answered question</i>			100
<i>skipped question</i>			22



21. I understand what volunteer options are available.			
		Response Percent	Response Count
Yes		93.1%	94
No		6.9%	7
<i>answered question</i>			101
<i>skipped question</i>			21



22. I would volunteer more if needed.			
		Response Percent	Response Count
Yes		73.5%	72
No		26.5%	26
		<i>answered question</i>	98
		<i>skipped question</i>	24

23. I am willing to volunteer for other activities if trained (stroke judge, meet computer worker, etc.).			
		Response Percent	Response Count
Yes		59.2%	58
No		40.8%	40
		<i>answered question</i>	98
		<i>skipped question</i>	24

24. I would find an experienced swim parent helpful in answering my questions.			
		Response Percent	Response Count
Yes		76.8%	76
No		23.2%	23
		<i>answered question</i>	99
		<i>skipped question</i>	23



25. I understand the volunteer expectations of our family.			
		Response Percent	Response Count
Yes		85.0%	85
No		15.0%	15
		<i>answered question</i>	100
		<i>skipped question</i>	22



26. I am satisfied with the outside social activities for my child.			
		Response Percent	Response Count
Yes		88.5%	85
No		11.5%	11
		<i>answered question</i>	96
		<i>skipped question</i>	26



27. I am satisfied with the banquet.			
		Response Percent	Response Count
Yes		86.0%	80
No		14.0%	13
		<i>answered question</i>	93
		<i>skipped question</i>	29



28. Comments on Volunteering:		
		Response Count
		34
	<i>answered question</i>	34
	<i>skipped question</i>	88



29. My swimmer's coach:			
	Yes	No	Response Count
is a positive influence	90.2% (83)	9.8% (9)	92
creates an environment that encourages improvement	88.3% (83)	11.7% (11)	94
helps my swimmer to achieve goals	80.0% (72)	20.0% (18)	90
is responsive to ideas or concerns	84.9% (79)	15.1% (14)	93
is approachable by my swimmer	86.2% (81)	13.8% (13)	94
is approachable by parents	84.9% (79)	15.1% (14)	93
encourages communication from my swimmer	83.5% (76)	16.5% (15)	91
encourages communication from parents	74.4% (67)	25.6% (23)	90
motivates my swimmer	81.5% (75)	18.5% (17)	92
interacts with the swimmers in a professional manner	91.5% (86)	8.5% (8)	94
	<i>answered question</i>		95
	<i>skipped question</i>		27


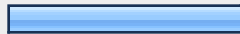
30. My swimmer has clear goals established with the coach.			
		Response Percent	Response Count
Yes		62.0%	57
No		38.0%	35
		<i>answered question</i>	92
		<i>skipped question</i>	30

31. The practice group goals are clear.			
		Response Percent	Response Count
Yes		75.3%	70
No		24.7%	23
		<i>answered question</i>	93
		<i>skipped question</i>	29

32. My swimmer is satisfactorily progressing toward personal goals.			
		Response Percent	Response Count
Yes		75.5%	71
No		24.5%	23
		<i>answered question</i>	94
		<i>skipped question</i>	28

33. My swimmer receives enough individual coaching and instruction.			
		Response Percent	Response Count
Yes		53.9%	48
No		46.1%	41
		<i>answered question</i>	89
		<i>skipped question</i>	33

34. The coaching staff acts in a cohesive manner.			
		Response Percent	Response Count
Yes		70.0%	63
No		30.0%	27
		<i>answered question</i>	90
		<i>skipped question</i>	32

35. The coaching philosophy is similar from group to group.			
		Response Percent	Response Count
Yes		64.4%	58
No		35.6%	32
		<i>answered question</i>	90
		<i>skipped question</i>	32

36. Comments on Staff Interaction		
		Response Count
		44
	<i>answered question</i>	44
	<i>skipped question</i>	78